

## ENPC 5<sup>th</sup> Edition Provider Course Exam Directions

1. To access the ENPC 5<sup>th</sup> Edition Provider Exam, click the link in the email your course director sent to you.

*\*\*Please note that you must click the link in the email your course director sent to you to claim your ENPC 5<sup>th</sup> Edition Provider Exam license. The exam will not show in your profile if you do not claim your license.*

2. After you click the link within the email to take the ENPC 5<sup>th</sup> Edition Provider Course Exam, you will be prompted to log in to the ENA website, [www.ena.org](http://www.ena.org). Please use the same email you used to complete your pre-course modules.

### Login to ENA

Email / Username REQUIRED

Password REQUIRED

[LOG IN](#)

3. You will then be redirected to your eLearning Account Profile. Click **CLICK HERE TO PROCEED TO YOUR COURSES** to access the course.

#### Account Profile



##### eLearning Center

[Click Here to Proceed to Your Courses](#)



##### Manage Courses

[Click here to Record Contact Hours or to Retrieve Completion Certificates](#)

Record contact hours for your ENA transcript. If you have trouble with this process, please email us at [eLearning@ena.org](mailto:eLearning@ena.org).

4. Click **Step 1: ENPC 5<sup>th</sup> EDITION PROVIDER COURSE EXAM**

## Step 2: ENPC 5th Edition Provider Course Evaluation and CE Certificate

### Step 1: ENPC 5th Edition Provider Course Exam

5. To start the exam, click **VIEW NOW or START**.



6. Your exam will open in a new tab. When you are ready to take the exam, click **TAKE QUIZ**.

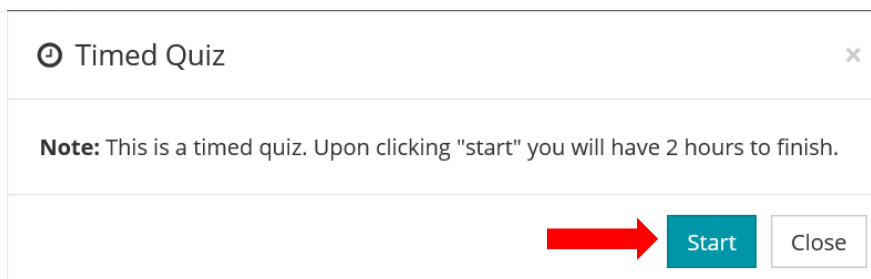
#### Credit Submission Checklist

» Complete the credit submission quiz

Take quiz > 

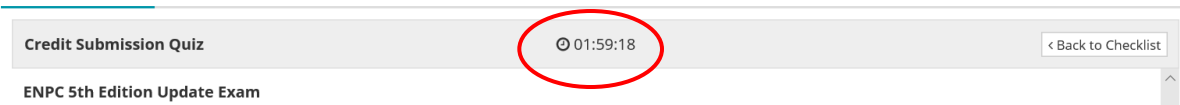
Complete the credit submission survey

7. You will receive a notification letting you know that once you click start, your timed exam will begin. Click **START** to begin your exam. You have 2 hours to complete this exam.



8. There are 50 multiple-choice exam questions. Please click the appropriate response to each question. Please note that the timer is located at the top of the form for reference.

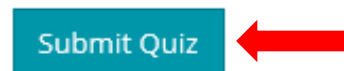
[Credit Submission](#)



Credit Submission Quiz 01:59:18 < Back to Checklist

ENPC 5th Edition Update Exam

9. Once your exam is complete, click **SUBMIT QUIZ** at the bottom of the form.




10. Your exam score will be listed at the top of the form. If you are unsuccessful on your first attempt, you will be able to retake the exam once. If you are successful and have completed the exam with an 80% or better, click **CONTINUE** at the bottom of the form to obtain your Provider card.



11. From the Credit Submission page, click **TAKE SURVEY**. You will complete a separate more comprehensive course survey when you retrieve your contact hour certificate.

**\*\*If you are taking the course as a Non-RN student, you will not have the option to take the exam or print a Provider card. You will only have the option to complete your course survey and obtain your CE certificate.\*\***

Credit Submission Checklist



✓ Complete the credit submission quiz

» Complete the credit submission survey Take survey >

12. On the survey page, answer the required questions and click **SUBMIT SURVEY** at the bottom of the page.

Please enter the name of the internet browser you used to complete the exam.

Please describe any technical difficulties you experienced with the online exam.

How long did it take to complete the exam? Please be specific.

Submit Survey \* All survey items are required.



13. Click **SUBMIT CREDIT** to retrieve your Provider card. **\*\*Please note that your contact hours will be included on a separate certificate.**

**\*\*If you are an RN who is challenging the course, you will not receive contact hours.\*\***

Credit Submission

Available Credit

Emergency Nurses Association - 0 Clinical

Credit Submission Checklist

✓ Complete the credit submission quiz

✓ Complete the credit submission survey

Submit Credit



14. You will be redirected to the credit submission page. Click **CONTINUE**.

You are receiving the following contact hours for this course.


Organization	Approved Credit
Emergency Nurses Association	0 Clinical

Credit Reporting Organization	Membership Number
Emergency Nurses Association	


[Continue](#) 

15. Click **PROCESS COURSE**.

I certify that I have completed the above course.

[Process Course](#) 

16. The link to download your Provider card will be under the SUBMITTED COURSES section of your eLearning Transcript. Click **VIEW EMERGENCY NURSES ASSOCIATION CERTIFICATE** to print or view your card.

Oct 21, 2018	Step 1: ENPC 5th Edition Provider Course Exam: Full Seminar Emergency Nurses Association - 0 hours - Clinical	<a href="#">View Emergency Nurses Association Certificate</a> 
--------------	--	---

17. To complete your Provider Course evaluation and retrieve your CE certificate, return to your eLearning Center by clicking the hamburger menu (≡) in the top right corner of your Transcript page. Select **ELEARNING CENTER**.




18. Click **STEP 2: ENPC 5<sup>TH</sup> EDITION PROVIDER COURSE EVALUATION AND CE CERTIFICATE**

[Step 2: ENPC 5th Edition Provider Course Evaluation and CE Certificate](#) 

[Step 1: ENPC 5th Edition Provider Course Exam](#)


19. Click **VIEW NOW**

 [View Now](#) ENPC 5th Edition Provider Course Evaluation and CE Certificate

20. Click **TAKE SURVEY** to start the evaluation.

**Credit Submission Checklist**

» Complete the credit submission survey

 [Take survey >](#)

21. Please fill out the required fields and click **SUBMIT SURVEY** when finished.

**\*\*Your course director has provided you with a numbered list of instructors. Please fill out the appropriate course information for each instructor. If you were not provided with this information, please contact your course director.**

Please enter your course number. Please note that it should be a PP, PI or TP, TR, or TI number.

Please enter your course city.

**Instructor #1 Name**

Your Course Director has provided you with an instructor name. Please record the name of your instructor in the box provided.

**Instructor #1 ID Number**

Your Course Director has provided you with an instructor ID number. Please record the corresponding instructor number in the box provided.

**Instructor #1 Evaluation**

Please rate instructor #1 on the four areas below.

	Poor	Fair	Good	Excellent
Met objectives	<input type="radio"/>	<input type="radio"/>	<input type="radio"/>	<input type="radio"/>
Teaching effectiveness	<input type="radio"/>	<input type="radio"/>	<input type="radio"/>	<input type="radio"/>
Knowledge of course content	<input type="radio"/>	<input type="radio"/>	<input type="radio"/>	<input type="radio"/>
Skill station interaction	<input type="radio"/>	<input type="radio"/>	<input type="radio"/>	<input type="radio"/>

[Submit Survey](#) \*All survey items are required.



22. Click **SUBMIT CREDIT** to process your CE certificate.

**Available Credit**

Emergency Nurses Association - 14.25 Clinical

**Credit Submission Checklist**

✓ Complete the credit submission survey

Submit Credit

23. Click **CONTINUE**.

You are receiving the following contact hours for this course.

Organization	Approved Credit
Emergency Nurses Association	14.25 Clinical

Credit Reporting Organization	Membership Number
Emergency Nurses Association	

[Continue](#)

24. Click **PROCESS COURSE**.

I certify that I have completed the above course.

[Process Course](#)

25. The link to download your CE Certificate will be under the SUBMITTED COURSES section of your eLearning Transcript. Click **VIEW EMERGENCY NURSES ASSOCIATION CERTIFICATE** to view or print your CE certificate.

Oct 21, 2018

Step 2: ENPC 5th Edition Provider Course Evaluation and CE Certificate: Full Seminar  
Emergency Nurses Association - 14.25 hours - Clinical

[View Emergency Nurses Association Certificate](#)

## TROUBLE SHOOTING

<p>What are the recommended browsers and other technical requirements?</p>	<p>Windows: Google Chrome (latest version), Firefox (latest version), Microsoft Edge (latest version) **Please note that Internet Explorer is no longer a supported browser.</p> <p>Mac: Safari 7 and later, Google Chrome (latest version)</p> <p>Mobile: Safari on Apple iOS 7 and later, Google Chrome (latest version) on Android 4.1 and later</p> <p>You should also have Adobe Flash Player 10.3 or later.</p> <p>You can check the browser and version you are using by doing a system check. To do so, click this link:  <a href="https://ena.peachnewmedia.com/SystemCheckv3/index.php">https://ena.peachnewmedia.com/SystemCheckv3/index.php</a></p>
<p>What is the recommended connection speed?</p>	<p>You will need a broadband network connection with a minimum download speed of 10 Mbps and upload speed of 5 Mbps. You can check your connection speed at OpenSpeedTest.com. Click this link to check your connections speed:  <a href="https://www.openspeedtest.com">OpenSpeedTest.com</a></p>
<p>The course/test opened in a new window, but I can't see it.</p>	<p>You will need to go into your browser's settings and enable pop-ups. If viewing on a tablet or iPhone, you will need to go into your phone's settings and locate the browser to disable the Block Pop-Ups setting.</p>
<p>I am having technical issues while completing my exam.</p>	<p>If you are experiencing freezing or slowness, or if the exam isn't saving answers that you have changed after you click submit, check your internet connection and clear your cache/browsing history <u>before</u> your second attempt. If you close out of your exam before you are finished, your exam will be graded automatically.</p>
<p>How do I obtain my Provider card?</p>	<p>Your Provider card will be available upon successful completion of your exam. Click the hamburger menu (☰) in the upper right corner of your classroom page to access your transcript. The link to download your PDF will be in the submitted courses section next to Step 1: ENPC 5<sup>th</sup> EDITION PROVIDER COURSE EXAM.</p>
<p>How do I obtain my CE certificate?</p>	<p>Your CE Certificate will be available upon completion of your course evaluation. Click the hamburger menu (☰) in the upper right corner of your classroom page to access your transcript. The link to download your PDF will be in the submitted courses section next to Step 2: ENPC 5<sup>th</sup> EDITION PROVIDER COURSE EVALUATION AND CE CERTIFICATE.</p>
<p>Who can I contact if I have any questions?</p>	<p>Contact Course Operations at <a href="mailto:courseops@ena.org">courseops@ena.org</a> or call 800-942-0011</p>