

ENPC 5th Edition Provider Pre-course Module Directions

1. To access the ENPC 5th Edition Provider Pre-Course Modules, please click the link in the email from courseops@ena.org. If you do not receive a registration email, check your spam folder or your hospital's IT department.
***Please note that you must first click this link to claim your ENPC 5th Edition Provider Pre-course Modules license. Your modules will not show in your profile if you do not claim your license.*
2. After you click the link to take the ENPC 5th Edition Provider Pre-Course Modules, you will be prompted to log in to the ENA website, www.ena.org. Please use the same email you used to register for the course.

Login to ENA



Email / Username REQUIRED


Password REQUIRED

[LOG IN](#)

3. You will then be redirected to your eLearning Account Profile. Click **[CLICK HERE TO PROCEED TO YOUR COURSES](#)** to access the course.


Account Profile

 **eLearning Center**
[Click Here to Proceed to Your Courses](#) 

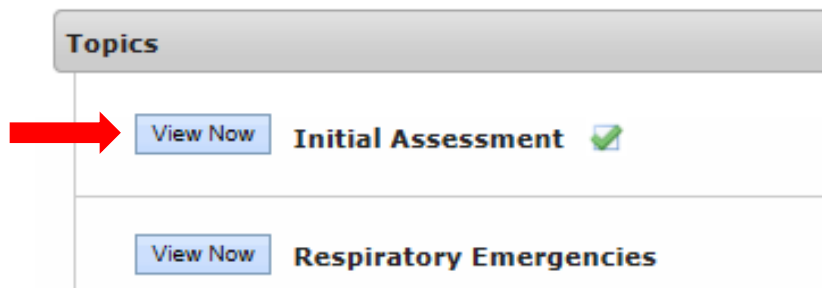
 **Manage Courses**
[Click here to Record Contact Hours or to Retrieve Completion Certificates](#)
Record contact hours for your ENA transcript. If you have trouble with this process, please email us at eLearning@ena.org.

4. Click **[ENPC 5th Edition Provider Course Online Modules](#)**

ENPC 5th Edition Provider Pre Course Online Modules

 12 Topics Available...

5. Click **VIEW NOW** to start each module. You will receive a green check mark once each module is complete; there are twelve modules to complete.

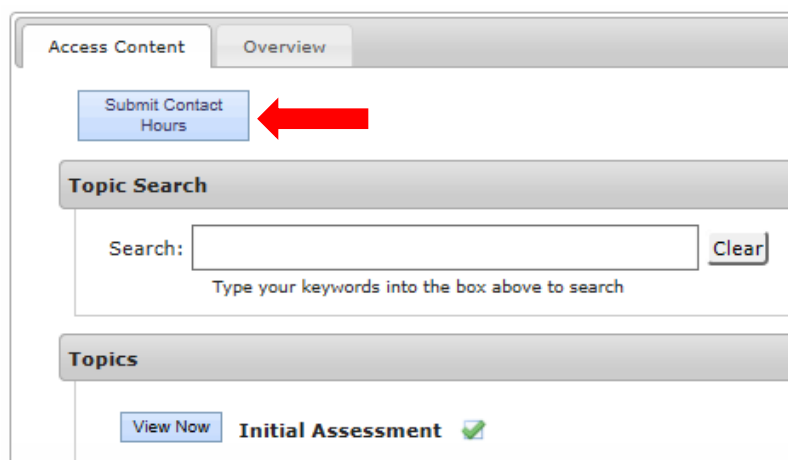


Topics

[View Now](#) **Initial Assessment** ✓

[View Now](#) **Respiratory Emergencies**

6. Once you have a green check mark after each module, you will submit for your CE certificate. Click the **SUBMIT CONTACT HOURS** button at the top of the page to fill out your evaluation and print your CE certificate.



Access Content Overview

[Submit Contact Hours](#)

Topic Search

Search: [Clear](#)

Type your keywords into the box above to search

Topics

[View Now](#) **Initial Assessment** ✓

7. Click **CONTINUE**.

You are receiving the following contact hours for this course.

Organization	Approved Credit
Emergency Nurses Association	4.83 Clinical

Credit Reporting Organization	Membership Number
Emergency Nurses Association	

[Continue](#)

8. Please fill out the required fields and click **SUBMIT** when finished.

ENPC 5th Edition Provider Pre-course Online Module Evaluation

Please answer each question and click **SUBMIT**: you will then be directed to submit your CE credit.

Course Name: ENPC 5th Edition Provider Pre Course Online Modules

The course content was relevant to the learner outcome(s).

1 2 3 4 5

Strongly Disagree Strongly Agree

I will be able to achieve the learner outcome(s).

1 2 3 4 5

Strongly Disagree Strongly Agree

The course modules provided evidence-based content.

1 2 3 4 5

Strongly Disagree Strongly Agree

Submit



9. Click **PROCESS COURSE**.

I certify that I have completed the above course.

Process Course



10. The link to download your certificate of completion will be under the SUBMITTED COURSES section of your eLearning Transcript. Click **VIEW EMERGENCY NURSES ASSOCIATION CERTIFICATE** to view your certificate.

Oct 7, 2018

ENPC 5th Edition Provider Pre Course Online Modules: Full Seminar
Emergency Nurses Association - 4.83 hours - Clinical



[View Emergency Nurses Association Certificate](#)

TROUBLE SHOOTING

<p>What are the recommended browsers and other technical requirements?</p>	<p>Windows: Google Chrome (latest version), Firefox (latest version), Microsoft Edge (latest version).</p> <p>**Please note that Microsoft Internet Explorer is no longer a supported browser.</p> <p>Mac: Safari 7 and later, Google Chrome (latest version)</p> <p>Mobile: Safari in Apple iOS 7 and later, Google Chrome (latest version) in Android OS 4.1 and later (**Please note that the Initial Assessment Simulation Exercise may not work on mobile devices or Chromebooks)</p> <p>Adobe Flash Player 10.3 or later</p> <p>You can check the browser and version you are using by doing a system check. To do so, click this link:</p> <p>https://ena.peachnewmedia.com/SystemCheckv3/index.php</p>
<p>I can't get the Initial Assessment Simulation Exercise to load.</p>	<p>Make sure you are using an actual computer and not a mobile device (tablet or phone) or Chromebook. The Initial Assessment Simulation may not run on a tablet or phone.</p> <p>Also note that the simulation can take some time to load, especially on a slow connection.</p>
<p>The course opened in a new window, but I can't see it.</p>	<p>You will need to go into your browser's settings and enable pop-ups. If viewing on a tablet or iPhone, you will need to go into your phone's settings and locate the browser to disable the Block Pop-Ups setting.</p>
<p>The course will not play.</p>	<p>You might need to clear your cache (browsing history). Additionally, please check your internet connection. You will need a broadband network connection with a minimum download speed of 10 Mbps and upload speed of 5 Mbps. You can check your connection speed at OpenSpeedTest.com. Click this link to check your connections speed:</p> <p>OpenSpeedTest.com</p>
<p>The course window keeps crashing when I use my iPad.</p>	<p>Please make sure you are running the most recent version of whatever browser you are using. You can check the browser and version you are using by doing a system check. To do so, click this link:</p> <p>https://ena.peachnewmedia.com/SystemCheckv3/index.php</p>
<p>I can't submit for my certificate of completion.</p>	<p>Please make sure you have a green check mark after each module. You will not be able to submit for your certificate until all modules are marked complete.</p>
<p>Who can I contact if I am having technical issues?</p>	<p>Contact Education at elarning@ena.org or, call 847-460-4123.</p>